




DOES MOVEMENT MATTER?

Exploring the Effect of Movement on Blood Pressure Readings with the Welch Allyn® SureBP® Algorithm



INTRODUCTION

Acquiring an accurate blood pressure reading can be challenging, especially for pediatric and geriatric patients who may struggle to remain still throughout a reading. And while testing standards are in development for transport-induced motion on blood pressure readings,¹ no studies have focused on how to confidently measure blood pressure with movement-prone patients in an office setting...until now.

UNDERSTANDING MOVEMENT'S IMPACT ON BLOOD PRESSURE READINGS

Patient-induced movement—both voluntary and accidental—can affect the acquisition and accuracy of blood pressure readings. That's why it's important to understand the impact of patient movements and explore solutions that can capture accurate blood pressure readings in the presence of motion.

RESEARCH OBJECTIVE

Researchers at Hillrom studied the Welch Allyn SureBP Algorithm—a unique, inflation-based blood pressure algorithm—in a vital signs device^{2,3} to determine if the algorithm could reliably provide precise and consistent blood pressure readings during patient-simulated movements.

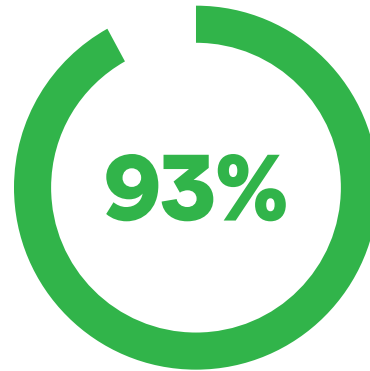
STUDY PARAMETERS

Over a period of two months, 40 participants volunteered to take part in the study. Researchers collected data on readings taken while patients moved their arm, then compared those readings to blood pressure measurements taken without movement. Readings taken with patient-induced motion required study participants to simulate serial pronation and supination of the left arm every five seconds throughout the reading.⁴

RESULTS

CAN'T STOP THE BEAT: 93% SUCCESS RATE WHEN OBTAINING A READING ON THE FIRST ATTEMPT

The Hillrom™ vital signs device with SureBP generated a blood pressure value for 93% of patients (37 volunteers) on the first measurement attempt.⁵ When a second attempt was performed, the device recorded a value in 100% of patients (the remaining three volunteers).⁶ The automated vital signs device with the SureBP algorithm required little to no repeat readings because it was able to capture measurements despite patient-induced movement. Reducing the number of repeat readings can help improve patient experiences—with fewer measurements to retake, clinicians can focus their time on important patient interactions.



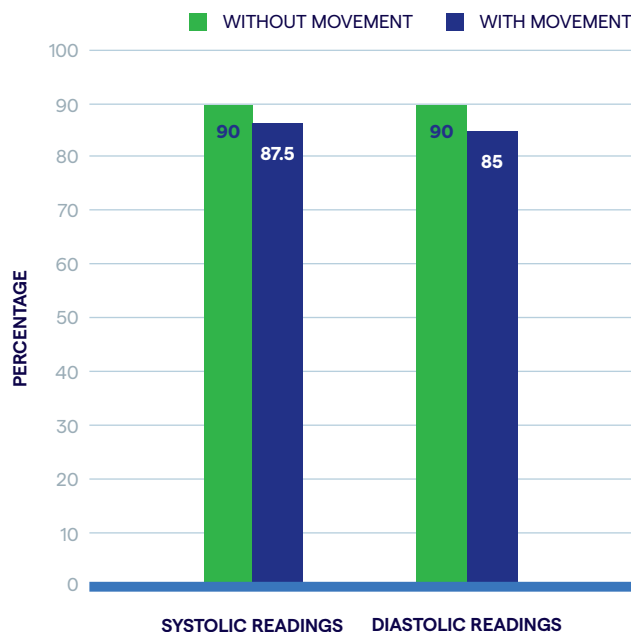
SINGLE READ SUCCESS RATE

PERFORMANCE UNDER PRESSURE: ACCURACY IN RELATION TO MOVEMENT

In addition to determining the percentage of successful blood pressure readings, researchers also analyzed the accuracy of those readings. During this study, the device's blood pressure algorithm demonstrated consistency between readings, even when movement was present, producing 85-87.5% of readings in a range of +/- 10 mmHg as compared to the manual device for the systolic and diastolic.^{7,8,9}



SECOND READ SUCCESS RATE



CONCLUSION

An automatic vital signs device that can consistently provide accurate blood pressure readings can help capture results in your movement-prone patients. Any motion during measurement can cause repeat readings and data inaccuracies, which consume precious time and may affect clinical decision-making. Therefore, standardizing your practice with automated vital signs devices—specifically with an algorithm shown to withstand the challenges of patient movement—can help provide efficiencies and improve the quality of patient data.

Regardless of a patient's ability to remain still, you need to feel confident in the data you collect and the tools you use. That's why a robust, motion-tolerant vital signs solution is an important tool across care settings. Just because your patients move, does not mean they can't be measured.

Contact your Hillrom representative to learn more about vital signs solutions featuring the SureBP algorithm.

Introducing Hillrom's latest innovation: the Welch Allyn® Spot Vital Signs® 4400. This simple, easy-to-use solution offers an efficient way to capture, access and document vital signs so you can spend more time focused on your patients. It also includes the SureBP® algorithm for consistent, accurate blood pressure readings—even in the presence of patient movement.



Hillrom™

[hillrom.com](https://www.hillrom.com)

4341 State Street Road, Skaneateles Falls, NY 13153

Researchers: Bruce S. Alpert, David Quinn, Matthew Kinsley, Tyson Whitaker and Thomas T. John

^{1,5-6} Alpert, Bruce S., David Quinn, Matthew Kinsley, Tyson Whitaker, and Thomas T. John. "Accurate Blood Pressure During Patient Arm Movement." *Blood Pressure Monitoring* 24, no. 1 (February 2019): 42-44.

² Alpert BS. Validation of the Welch Allyn Pro BP 2000, a professional-grade inflation-based automated sphygmomanometer with arrhythmia detection in a combined pediatric and adult population by ANSI/AAMI/ISO standard testing. *Blood Press Monit.* 2018 Dec;23(6):315-317. doi: 10.1097/MBP.0000000000000350. PubMed PMID: 30312180; PubMed Central PMCID: PMC6250254

³ Alpert BS. Validation of the Welch Allyn SureBP (inflation) and StepBP (deflation) algorithms by AAMI standard testing and BHS data analysis. *Blood Press Monit.* 2011 Apr;16(2):96-8. doi: 10.1097/MBP.0b013e328345232f. PubMed PMID: 21412074.

⁴ Methodology: The arm movements selected for the motion-induced measurement criteria consisted of patients simulating serial pronation/supination of the left forearm. These motions were chosen because researchers found that they caused pressure disturbances with similar characteristics to those found in clinics. Therefore, these repeatable motions were determined to accurately represent movement that would affect blood pressure readings. For comparison, manual auscultatory measurements were also taken without patient movements before and after the readings where movement was present.

^{7,9} "Precision, Consistency and Reliability in Blood Pressure Readings." Case study. Welch Allyn, 2018. 1-5.

⁸ The readings from the automatic Welch Allyn device fell within ± 10 mmHg of the control reading instances where motion was and was not present.