



The MetaNeb® System

Three Therapies. One Device.
An Effective and Efficient Solution.

The MetaNeb[®] System Oscillation and Lung Expansion (OLE) Therapy

The MetaNeb[®] System OLE therapy is designed to mobilize retained secretions, to provide lung expansion therapy, and to deliver medicated aerosol for the treatment and prevention of pulmonary atelectasis. It also has the ability to provide supplemental oxygen when used with compressed oxygen.


OLE therapy maximizes efficiency for patients and clinicians by combining three treatments into a single integrated therapy. It may reduce therapy time to just 10 minutes,* and eliminate the need to switch devices.

OLE therapy delivered through a single unit:

- Simple to “connect and go” design.
- Single patient use (SPU) circuit includes mouthpiece, nebulizer, mask/trach adapter, and in-line CHFO mode.
- Quickly switch between therapy cycles.
- Easily adjustable flow, pressure and percussive rate.



POST-OPERATIVE PATIENTS ARE AT RISK OF PULMONARY COMPLICATIONS.

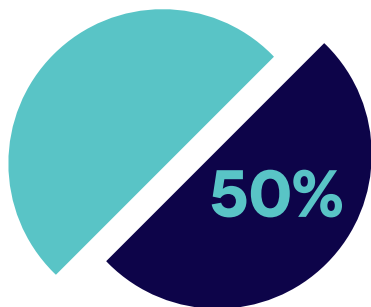


UP TO 40%

OF POST-SURGICAL PATIENTS EXPERIENCE PPC.¹

Developing a pulmonary complication can increase hospital length-of-stay (LOS), ICU and hospital readmissions, mortality and healthcare costs.¹

EVIDENCE SHOWS THAT LUNG EXPANSION TECHNIQUES CAN HELP.



Guidelines recommend the use of lung expansion therapies with evidence showing 50% reduction of PPCs.^{1,2}



Preventing PPCs can reduce associated cost per patient by up to 92%.¹

The MetaNeb® System provides patients with OLE, an effective and consistent therapy to prevent and treat pulmonary atelectasis.

- ✓ Flexible 3-1 therapy enables seamless delivery to meet patient needs:
 - Aerosol Delivery
 - Secretion clearance
 - Lung expansion
- ✓ Mechanically driven requiring minimal patient effort for effective therapy.
- ✓ Caregivers' consistent engagement and administration ensures compliance of the therapy delivery.

Providing effective pulmonary therapies for critical care patients leading to improved clinical outcomes.



REDUCTION
IN PULMONARY
COMPLICATIONS.¹

UP TO 1 DAY

REDUCTION
IN ICU LENGTH OF STAY WITH
LUNG EXPANSION THERAPY.²

UP TO 2 DAY

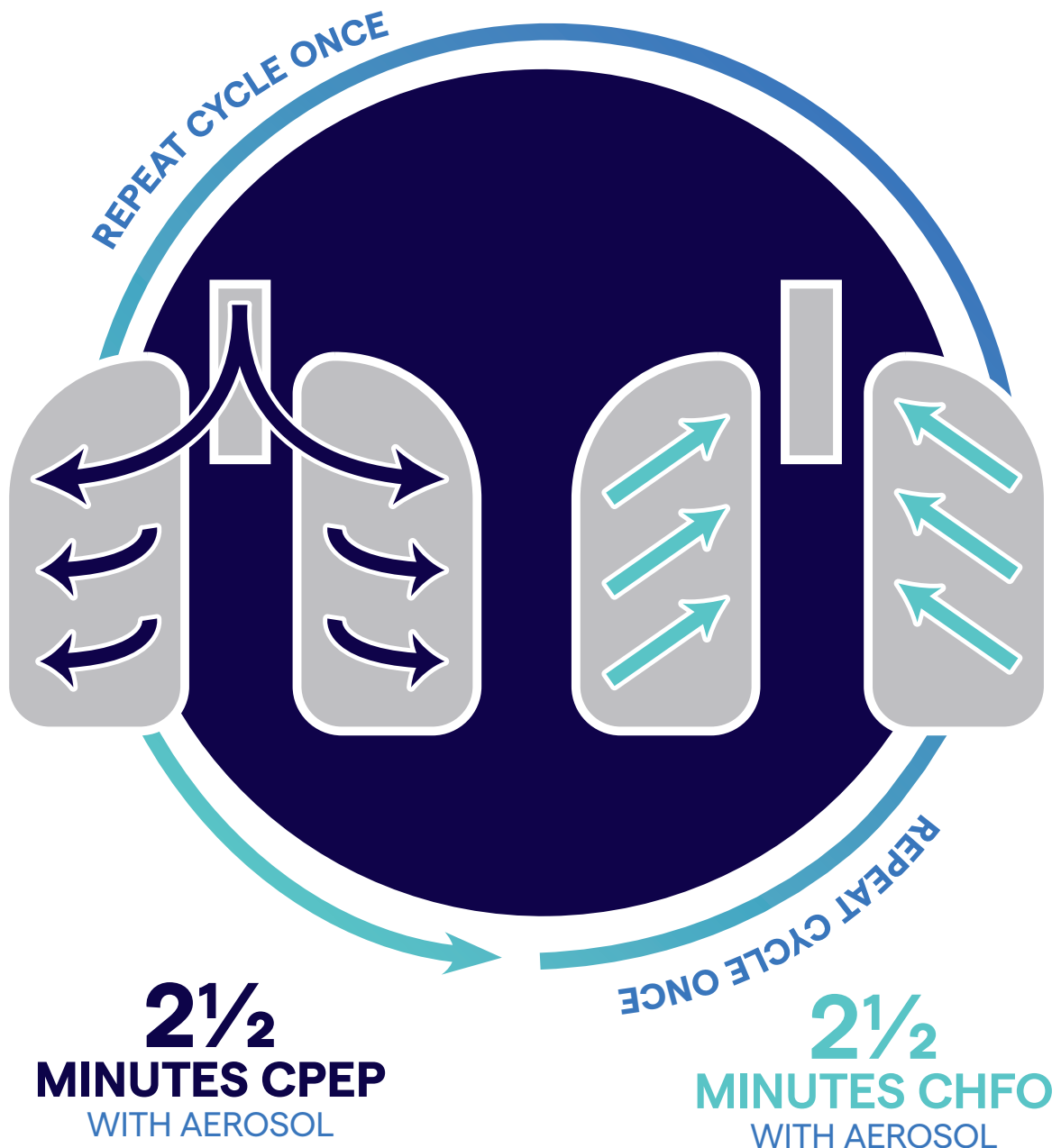
REDUCTION
IN HOSPITAL LENGTH OF STAY
WITH LUNG EXPANSION THERAPY.²



The MetaNeb® System

10-Minute OLE Therapy Cycle

ALTERNATING CYCLES OF CPEP AND CHFO COMBINED WITH AEROSOL DELIVERY HELP MAXIMIZE THERAPY EFFECTIVENESS.



Introduces CHFO therapy immediately after lungs have been expanded through CPEP.

Aerosol delivered in both lung expansion and secretion clearance.

*Therapy times may differ depending on patient ordered therapies.
CHFO = Continuous High Frequency Oscillation
CPEP = Continuous Positive Expiratory Pressure



What does a MetaNeb[®] System patient look like?

Patient Populations Benefiting from the MetaNeb[®] System OLE Therapy:

Post-operative, trauma, spinal cord injuries, neuromuscular, chronic pulmonary conditions, pneumonia, emergency department and bariatric.

Assessing a Patient for OLE Therapy

EXCESSIVE SECRETION PRODUCTION

- Sputum production high
- Evidence of retained secretions in the presence of an artificial airway

INEFFECTIVE COUGH

- Inability to clear secretions
- Inability to take a deep breath (e.g., from incisional pain, muscle weakness)

INADEQUATE LUNG EXPANSION

- Abnormal chest x-ray
- Presence of atelectasis – clinically significant



Three therapies. One device.
An effective and efficient solution.



Hillrom™

ABOUT HILLROM

Hillrom is a global medical technology leader whose 10,000 employees have a single purpose: enhancing outcomes for patients and their caregivers by advancing connected care. Around the world, our innovations touch over 7 million patients each day. They help enable earlier diagnosis and treatment, optimize surgical efficiency and accelerate patient recovery while simplifying clinical communication and shifting care closer to home. We make these outcomes possible through connected smart beds, patient lifts, patient assessment and monitoring technologies, caregiver collaboration tools, respiratory care devices, advanced operating room equipment and more, delivering actionable, real-time insights at the point of care. **Learn more at hillrom.com.**

For more information, please contact your local distributor or Hillrom sales representative.

hillrom.com

References:

1. Restrepo R, et al. (2015). Current challenges in the recognition, prevention and treatment of perioperative pulmonary atelectasis. Expert Reviews. Respir. Med. 9(1), 97-107.
2. Qaseem A, et al. (2006). Risk Assessment for and Strategies To Reduce Perioperative Pulmonary Complications for Patients Undergoing Noncardiothoracic Surgery: A Guideline from the American College of Physicians. Ann Intern Med. 144, 575-580.

Hill-Rom reserves the right to make changes without notice in design, specifications and models. The only warranty Hill-Rom makes is the express written warranty extended on the sale or rental of its products.