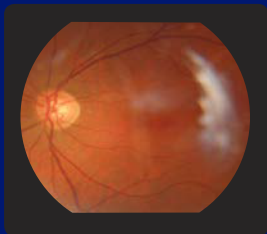




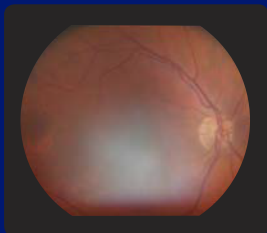
Fundus Image Troubleshooting Guide



PROBLEM

White smudge or blur:

Occurs from lens debris typically from a user's hand lotion or dirt, or from dry eye or dry contact lens.



SOLUTION

Clean the camera lens with a lens cloth and spray, or for eye dryness, have the patient use an eye rewetting drop.



PROBLEM

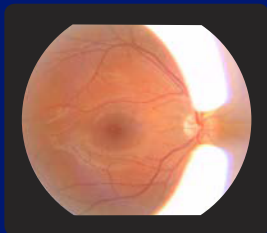
Dark images:

Could indicate pupils are too small for a high-quality image (< 3mm).



SOLUTION

Sit the patient in a dark room for natural dilation. Some patients may require mild dilation drops



PROBLEM

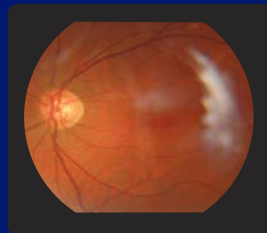
Shadow or dark spot over the retina:

Due to improper camera alignment.



SOLUTION

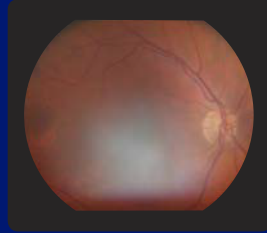
Ensure the camera is parallel with the floor and the patient's eye is wide open.



PROBLEM

Yellow hue:

Multiple low quality images with a yellow hue could indicate possible cataracts.



SOLUTION

Refer to an eye care specialist.